



PLIDCO® SPLIT+SLEEVE

Repair & Maintenance Fitting

Permanently repairs a variety of pipelines

Standard working pressure is 1000 psig. Fittings are available in longer lengths such as 18", 24" and longer as well as higher working pressures such as 1500 psig or 2000 psig. If higher working pressures or longer length is needed, it can be designed and built to meet your requirements. Fittings are tested to 1.5 times the design pressure.

Buna-N packing is standard.

Viton, Silicone and other materials are available upon request.


Standard body materials:

- ASTM A106 Gr. C
- ASTM A216 Gr. WCC
- ASTM A516 Gr. 70
- Standard bolting is ASTM A193 Gr. B7 with ASTM A194 Gr. 2H nuts

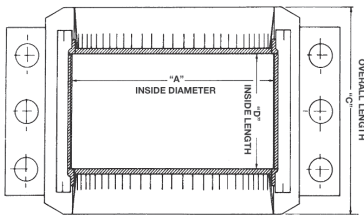
Options:

- Marine epoxy paint for corrosion protection
- Hinges to ease with installation and handling
- Vents available per customer specifications
- Anodes for cathodic protection
- NACE MR0175/ISO 15156 compliant materials

Patented steel GirderRings prevent displacement & damage of seals during installation.



DIMENSIONS STANDARD PLIDCO® SPLIT+SLEEVES



STANDARD LENGTH PLIDCO® SPLIT+SLEEVE SPECIFICATIONS 1000 PSIG MAX. WORKING PRESSURE

API Pipe Size	Inside Diameter "A"	Inside Length "D"	Overall Length "C"	Approx. Weight Pounds
1-1/2	2-7/8	5-1/2	9	26
2	3-1/8	5-3/4	9	23
2-1/2	3-3/8	5-1/4	8-1/2	70
3	4	5-1/4	8-1/2	34
4	5	5-1/4	8-1/2	42
6	7-1/8	5-1/4	9	62
8	9-1/8	5-1/4	10	125
10	11-1/4	5-1/2	10-1/2	147
12	13-1/4	5-1/2	10-1/2	230
14	14-1/2	8	14	385
16	16-1/2	8	14	420
18	18-1/2	8	14	555
20	20-1/2	8	14	580
22	22-1/2	8	14	635
24	24-1/2	8	14	680
26	26-1/2	8	14	865
28	28-1/2	8	14	930
30	30-1/2	8	14	990
32	32-1/2	8	14	1025
34	34-1/2	8	14	1200
36	36-1/2	8	14-1/8	1330
38	38-1/2	8	14-1/4	1405
40	40-1/2	8	14-1/4	1445
42	42-1/2	8	15-7/8	1805
48	48-1/2	8	16	2220

Dimensions in inches.


CONSTRUCTION FEATURES



Sectional view of circumferential GirderRings show how they make displacement of packing impossible by securely supporting and holding it in place.



Cross-section of Plidco® Split+Sleeve shows location of longitudinal packing and patented steel GirderRings which hold packing securely in place to prevent its displacement during installation.



If installation is to be welded, simply fillet-weld ends, seal-weld sides, and seal-weld nuts and studs.